

# The Newsletter of The Connecticut Fly Fisherman's Association

September 2021

[WWW.CTFLYFISH.ORG](http://WWW.CTFLYFISH.ORG)





 <p><b>WILLINGTON PIZZA HOUSE</b></p> <p>Route 32 • 25 River Road Willington Trading Center Willington, Connecticut <b>(860) 429-7433</b></p> <p><a href="http://www.willingtonpizza.com">www.willingtonpizza.com</a></p>	<p><b>EAST COAST HOME INSPECTIONS, LLC</b></p> <p>Providing Professional Home Inspection Services In CT &amp; MA</p>  <p><b>Mark Roy</b> Home Inspector</p> <p>Cell: (860) 614-0728 Business: (860) 743-4030 <a href="mailto:mark@eastcoastinspect.com">mark@eastcoastinspect.com</a> <a href="http://eastcoastinspect.com">eastcoastinspect.com</a></p> <p>P.O. Box 558 Enfield, CT 06083</p>
<p>Bait • Tackle • Fly Tying Accessories • Licenses</p> <p><b>JT'S FLY SHOP</b></p>  <p>664 Buckley Highway, Union, CT 06076 860-684-1575 <a href="mailto:jtsflyshop@yahoo.com">jtsflyshop@yahoo.com</a></p>	<p><b>HIGH HOOK OREGON</b></p>  <p>T. MARK SEYMOUR PRESIDENT</p> <p><a href="http://WWW.HIGHHOOKVINEYARDS.COM">WWW.HIGHHOOKVINEYARDS.COM</a></p> <p>22 LEADLINE ROAD LEVERETT, MA 01054 413-218-0638 <a href="mailto:MARK@HIGHHOOKVINEYARDS.COM">MARK@HIGHHOOKVINEYARDS.COM</a></p> <p><i>Wines</i></p> <p>Love We. Go Fishing. Care for the planet. Drink wine. </p>
<p><b>Paul McConnell</b> Managing Partner Professional Guide <a href="mailto:paul@reeladventuroutfitters.com">paul@reeladventuroutfitters.com</a> 1-203-764-2007</p> 	<p><b>PROJECT HEALING WATERS</b> FLY FISHING</p> <p>Don LaChance Program Lead Newington Program</p> <p>860-930-0184 <a href="mailto:don.lachance@projectthealingwaters.org">don.lachance@projectthealingwaters.org</a> <a href="http://www.projectthealingwaters.org">www.projectthealingwaters.org</a></p>
<p> <b>FLY FISHERS INTERNATIONAL</b></p>  <p>CONSERVATION - EDUCATION - PASSION</p> <p>RAUL (RAY) RAMOS - FFI CERTIFIED CASTING INSTRUCTOR</p> <p>Individual / group fly-fishing lessons</p> <p><a href="mailto:ramosray007@comcast.net">ramosray007@comcast.net</a> 1.860.559.0369</p>	<p>Nick Masi Enterprises Plainville CT</p> <p><b>Tungsten &amp; Brass Beads, Hooks</b> Fly tying materials, Tools &amp; Accessories <b>HOME OF THE S&amp;M BOBBIN</b></p>  <p><a href="http://www.smbobbin.com">www.smbobbin.com</a></p> <p>Email- <a href="mailto:flym123@sbcglobal.net">flym123@sbcglobal.net</a> Cell-(860) 830-2363</p>

CFFA is inviting you to our September 8, 2021 Zoom meeting.

Topic: Rich Little presents "Bugs and Smelt – Favorite Flies and Streamside Musings  
Sep 8, 2021 06:45 PM Eastern Time (US and Canada) Join Zoom Meeting

<https://us02web.zoom.us/j/88980892807?pwd=cjZsZjl3NW9VYWV0MVdRQlloOa1V0Zz09>

Meeting ID: 889 8089 2807 Passcode: 270417

You can cut and paste the URL into your browser

## From the vest of the President



As we move toward our CFFA 2021 fall season things aren't perfect but they are way better than they were a year ago at this time concerning the pandemic. A very high percentage of Connecticut residents have been fully vaccinated and more are getting the vaccine every day. With these encouraging numbers we are cautiously moving forward with our CFFA events. We had planned on resuming our monthly meetings this coming September at the clubhouse in East Hartford but due to repairs being made to the roof of Veterans Memorial Clubhouse our September meeting will be via the Zoom format. The link to the meeting is included in this newsletter and you should also get a reminder via email and mail chimp. When the Clubhouse repairs are completed we do intend to return there for our monthly meetings. At that time we will follow the recommendations made by the CDC for indoor gatherings and any rules set forth by the East Hartford Park and Recreation Department who

manages the property.

Early this summer I was contacted by a woman from Massachusetts whose father had passed away. She explained to me that he had been an avid fly fisherman with lots of books and stuff that she wished to donate to our CFFA if we were interested. She used a Google search and found our CFFA website. She read about our Association and then contacted us through our website thinking we might be able to use what she had. I replied to her with the following message, "CFFA has offered education in the field of Fly Fishing since 1967. We have a working Library that is part of our monthly meetings and members can check out resources for enjoyment or to aid their learning process. We teach fly tying annually and provide our students with everything they need to learn this craft. So please don't toss the items you have. We will gladly accept your donation and put them to good use and pass on your dad's passion to future fly fishers for years to come". A few more emails were shared and a meeting time and place was set up to accept her donation. This donation included fly tying materials and a wonderful selection of books that will be immediately added to our CFFA library. These will be available for members to check out from our library when our in person meetings resume. We also received a donation of a box of books from a past member that now lives in New Hampshire. I did post some photos of all of the donated books on our CFFA Facebook Page if you are curious.

Gary



Next month more on this picture, always looking for pictures and stories from our members John



# Shadcreek Flies Programs and Presentations

By Rick Little



Rick Little is a self taught fly fisherman who has had the opportunity to learn from some very knowledgeable outdoorsmen and fishermen. Much of what he has learned came from observing nature and skillful fishermen on the water, and conversations about fish, flies, fishing and life, around Coleman lanterns and campfires on many rivers. Rick has been active in conservation organizations for years – including serving as president of Trout Unlimited Chapters in Manchester, NH and Bangor, ME.

Rick grew up in Marblehead, Mass. and spent a great deal of time on the ocean- drop line fishing for flounder and cod, setting lobster traps and exploring the coastal beaches. When he went to college at the University of Maine, he became hooked on freshwater fishing and fly fishing. It was during the winter of 1968 that he took a fly tying class and embarked on a life long hobby that has sparked his imagination and desire to learn more about flies, and trout and salmon rivers. Rick now lives in southern New Hampshire with his wife, Ellen, and started Shadcreek Flies as a way to share his interest in fishing with a wider audience.

While the majority of Rick’s fishing has been in New England, he has also fished in Atlantic Canada, Quebec, Up-State New York and out West. His programs focus on a practical approach to fishing and an appreciation for the entire fishing experience and the beautiful environments in which trout and salmon live.

## Program Description – “Bugs and Smelt – Favorite Flies and Streamside Musings”

This is one of my most popular programs and is great for fly fishermen and fly tyers. It is designed to stimulate a discussion about what is a “favorite fly” and to get anglers thinking about the flies that they use and why. It is a fun, light-hearted program that includes photos of flies, fishing locations and outdoor scenery. I share some of my favorite freshwater patterns and the experiences and streamside observations that have contributed to making these flies “favorites”.

**Shadcreek Flies – Rick Little**

**Email: [shadcreekflies@gmail.com](mailto:shadcreekflies@gmail.com)**

**[www.Shadcreekflies.com](http://www.Shadcreekflies.com) 603-329-5552**

Presentations from Shadcreek Flies include:

“Bugs and Smelt- Favorite Flies and Streamside Musings” – “Adventure Trip to the Big Hole River and Southwestern Montana” – “Saltwater Fly Fishing – Lessons Learned” – “Adventure Trip to Big Sky Country – Montana’s Bighorn and Missouri Rivers” and “Fly Fishing in Maine is Wicked Fun” and more.....



## Celebration of Gary Lafontaine

May 15, 2021


The Salmon River is full of memories. Generations of fly fishers have hiked alongside it's banks and fished it's runs, ruffles and pools. Fly fishers enjoy this river for it's sense of peace and tranquility. It served as the perfect location for our first memorial gathering. We gathered, talked, fished and left nothing but our memories behind.

Our event was held to recognize one of our state's most influential fly tyers. It was a warm sunny spring day. We set up folding tables and brought out our fly tying materials. Steven Babbit was in attendance and he tied up a few of Gary's patterns. Mark Philippe and his wife shared stories about times they had with Gary. Gary's best friend and former CFFA president, Ken Parkany could not make it but his son stopped by for a visit.

John Springer and Gary Steinmiller added to the day and supported the idea of this event from the early stages. Several of my close fishing buddies stopped by and my good friend Val cooked on the grill with me. After fly tying we held a brief talk about Gary where people could share memories and then we got geared up and entered the cool spring water.

The fish cooperated!!! It was a joy to fish together and I think everyone caught several fish. I enjoyed fishing a nice run with John Springer. We shared stories and both caught a bunch of fish. Val and I fired up the grill and we began cooking up kielbasa sandwiches, ribs and more. The family at the grill next to us gave us a watermelon. It was a memorable spring day focused on Gary and fly fishing. It was a highlight of an incredible spring trout fishing season.

Here are some more pictures from our day on the river to go with the ones on the front cover. Editor





## Paul's Fly Box

Jigawockie  
(UV Hot Spot Jig Nymph)

**Hook:** Daiichi 4640 Size #14 Jig Hook (or jig hook of choice).

**Bead:** Black Tungsten Slotted bead 7/64" 2.8mm.

**Tying Thread:** Veevus Brown 14/0 thread.

**Tail:** Mottled Brown Hen Saddle Fibers.

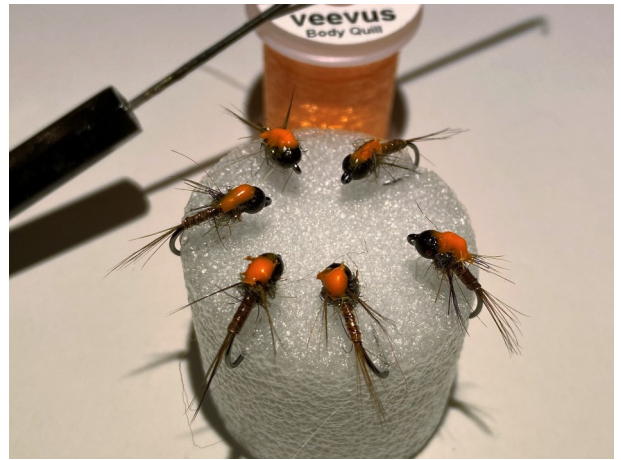
**Rib:** Copper Brown Ultra Wire Small.

**Body:** Veevus Hot Orange Body Quill, coated with UV Resin.

**Thorax/Collar:** Mixture of Hare's Ear and Black & Brown Ice Dub.

**Legs:** Mottled Brown Hen Saddle Fibers tied in at the 3 o'clock & 9 o'clock positions.

**Wing Case/Hot Spot:** Clear UV Finish topped by Orange or Red, or Yellow UV Finish. (You also have the alternative of creating a hot spot behind the bead with thread.)



This is a great little nymph that works very well, particularly during those days prior to a Sulphur Hatch. The use of a 14/0 Thread makes for a thinner body, allowing the nymph to sink deeper faster. Please note that tying on a Jig Hook results in a smaller nymph. It would equate to a Size #16 on a standard hook. Proportion is everything with this fly. Also, take your time applying your UV Hot Spot. Not an easy task when your applying it between legs and onto dubbing fibers.

To begin this fly, place your tungsten bead on the hook, then your hook in the vice. Start your thread behind the bead and wrap back to the bend of the hook. You are now going to tie in your tail of Mottled Brown Hen Saddle Fibers. Take 6-7 fibers and tie them in at the bend of the hook shank. They should be approximately 2/3rds the length of the hook shank. Instead of cutting off the butt ends of the fibers, wrap your thread back up the shank towards the bead. You should end your thread behind the bead, forming an even body. Next, take a strand of the Veevus Body Quill. Double it over your thread and secure it to the hook. Now tie in your Copper Rib. Wrap both materials down to your hook bend. Again, making sure to form an even slim body. Bring your thread back up behind the eye.

You are now going to make 'touching' wraps with your body quill up the hook shank. Tie it off slightly behind the bead. Cut off the butt ends. Now, rib the fly with your copper wire, again tying it off slightly behind the hook eye. Tie it off and 'helicopter' off the butt end of the rib. Coat and cure the body of the fly with UV Resin. This gives a very translucent effect to the body. You are now going to 'dub' your Thorax/Collar with a mixture of Hare's Ear & Ice Dub. Create a slim Thorax/Collar leaving a little room behind the bead. It's right behind the bead that you're going to affix your legs of Hen fibers. Tie your legs in at the 3:00 & 9:00 positions (5-6 fibers per side). Dub a little more material behind the bead to finish your Thorax/Collar. Tie and whip finish it off. You are now going to create your Wing Case/Hot Spot with two applications of UV Resin. First, apply a clear coat of UV Resin behind the bead. This will create a base for your colored UV finish. After you apply and cure your clear finish, apply your 'hot spot' UV finish. You can use red, orange, or yellow. Cure it and your done. If you don't have any or don't want to use UV Finish, simply create a hot spot with thread behind the bead.

Loon Outdoors has a great video on how to tie this fly at <https://www.youtube.com/watch?v=NmYHoN4-9rc&t=173s> .

Loon Outdoors Website can be found at <https://loonoutdoors.com/> .

These videos and tying instructions can also be found at my blog <http://tightlinesflyfishing.blogspot.com/> .

If you have any questions about this fly or would like to submit a Fly of the Month I can be reached at 203 305-3850 or at [pdinice@frontier.com](mailto:pdinice@frontier.com) .



# June 19<sup>th</sup> Shetucket River with Jake, Jamie and Alex

So a week of plans were made to go fishing on a Saturday, everyone was ready to go.




Jake made us his pot roast sandwiches, and Jamie for a father's day gift to me went



to the Colchester bakery. Life is good.

Jamie and Jake got there to fish first and caught nothing but were only fishing a short time we moved and the rain started, not a big deal as it was very warm, then the lightening came. So we took that time to eat and BS. As I am the old-timer I got to pick what I wanted for desert first! Life is good in old age! We went back to



fishing, Alex got some action as did Jake



small fish for sure but they are learning to use fly rods. As a side note Alex got a nice trout after I left and when Jamie went to take the picture it shot out of his hand, but that's ok I wish I was there to hear what he said. Most people would have blown off a day like that with the storm coming but life is short and I am glad we did not miss a fishing trip to-



gether, more memories for sure.





# Lines & Leaders

The Newsletter of The Connecticut Fly Fisherman's Association

## Board of Directors

President • Gary Steinmiller

(c) 860-563-0040 (e) [steinmillergary@yahoo.com](mailto:steinmillergary@yahoo.com)

Activities VP • Bob Winot [rwinot25@cox.net](mailto:rwinot25@cox.net) 860-292-1685

Environment VP • Phil Apruzzese (e) [pjapruz@aol.com](mailto:pjapruz@aol.com)

Promotions VP • Richard Gaudreau (c) 860-745-2695

Recording Secretary • Phil McCormick (h) 860-871-8703

Treasurer • Chuck Koteen

Advisory Board • Gary Bogli (h) 860-858-5633

Advisory Board • Ray Riley (h) 860-721-0547

Banquet Chairman • Kurt Jagielow

Conservation Chairman • Ted Rzepski

Educational Director • Peter Naples 860-620-2317

Indoor Facilities Chair • Denise Dauray

Legislative Chairman • Vin Ringrose (h) 860-828-4642

Publicity Chairman • Dan Price (c) 860-301-9696

Membership Chairman • Phil McCormick

(h) 860-871-870

Newsletter Chairman • John Springer

(h) 860-510-2383 (e) [cffa@comcast.net](mailto:cffa@comcast.net)

Program Chairman • Roger Plourde

(c) 860-919-3513

### Monthly Meetings

7 p.m. on the second Wednesday  
of the month AS USUAL!!

UNTIL FURTHER NOTICE  
MEETINGS WILL BE HELD  
ON ZOOM. WATCH YOUR EMAIL  
INBOX FOR AN INVITATION!!



INTERNATIONAL  
FLY FISHERS



East Hartford, CT 06108

P.O. Box 380268

Fly Fisherman's Association

Connecticut

