



LINES & LEADERS

Newsletter of the Connecticut Fly Fishermen's Association

Volume 22, No. 6

February 1995

Organized "To Preserve and Promote the Pleasures and Traditions of Fly Fishing and to Conserve Game-Fish Waters."

FEBRUARY MEETING

CFFA's Banquet Committee and Board of Director's present the 25th Annual Banquet. Gary Borger will be our feature program speaker. Gary was our banquet speaker about 10 years ago and has returned to celebrate another year of CFFA's continued efforts in support of fly fishing. Gary's program will be "Where the Trout Are." This promises to be an interesting and highly informative program.

Gary is one of the most accomplished and experienced fly fishermen in the world. His books include Nymphing, Naturals, Designing Trout Flies, and a number of videos. Come and meet this fascinating individual.

In addition to this program, prizes will be offered through door prizes, the Insurance Raffle, Silent Auction, Fly Tying Hutch Special Raffle and the General Conservation Raffle.

Come out and support your club and have a great time!

PLACE: The Colony of Vernon
51 Hartford Turnpike
Vernon, CT

DATE: Saturday, February 25

TIME: Cocktails - 5:30 pm

PROGRAM: 7:00 pm

From the Vest of the President



There were 50 members and guests at our January meeting and annual election, in spite of the bad weather. The slate of officers was elected unanimously, and we enjoyed an evening of fly tying, coffee and donuts. I don't know why this has to be the one night a year for which you can make an accurate forecast, but we can just about guarantee bad weather. Fortunately, this doesn't usually carry over to our annual Banquet.

Remember that our program this month is our Annual Banquet and Fly Fishing Expo on Saturday, February 25th. There is no second Wednesday meeting, but you could spend that night tying some flies for the conservation drawing. Remember to get your dinner reservations in early, and be sure to send in your insurance raffle receipts and stubs in time for the drawing. Donations for the raffle can be given to Ed Fidrych or any other board member during the expo or at the banquet.

We often hear the phrase, "what goes around, comes around," and Ken Parkany recently had some direct experience in a very positive sense. Years ago, he helped the son of a co-worker with fly tying and fly fishing. That individual, now much older and an active fly fisher, saw an ad for our book in the Theodore Gordon Fly Fishers "Quill," wrote Ken a letter and ordered a copy of the book. In his letter, he thanked Ken and CFFA for the role they played in "getting me on the right footing," included a check for much more than the cost, and generously donated the balance to CFFA. It goes to prove the point that you never know where the smallest kindness will lead.

I have very much enjoyed my years as president even though I'm now looking forward to less responsibility (and probably more actual hard work) as a vice president. I never planned on taking the position, but when Gary Bogli asked me five years ago, I had to give it a try, and I'm glad I did! We've come a long way since then - our 25th anniversary, our third fly fishing expo, "The Flyfisher's Companion," steelhead and salt water fishing trips, and a new format for Lines and Leaders are just some examples. I tend to get a lot of credit for this as president but these things really came about because of the dedication and hard work of our board of directors and membership, I want to thank all of you for the support you have given me and the work you have done for CFFA. Your commitment to fly fishing and CFFA does make a difference, and will continue to make a difference in the years ahead.

See you at the banquet and expo - Larry Johnson



Gary Borger Fly Tying Lessons - Here's an opportunity to tie flies with Gary and get unique tying tips. This class is open to the first 12 to sign up. The class is \$25.00. The class will be at The Colony on 25 Feb from 9 to 11 am. It starts an hour before the doors open for the Fly Fishing Show. Bring your vice and tying gear. If you are interested, please contact Larry Johnson. His number is on the back of the L & L.

Request for Flies - One of the most popular prizes sought are flies tied by fellow members of CFFA. Please tie a dozen of your favorite flies and donate them to the banquet. Give them to Ed Fidrych, or any other board member. Thanks alot!

Annual Banquet/Insurance Raffle - Raffle tickets for the raffle have been mailed. You should have received them by now. The prizes are listed below:

- 1st: \$300 Gift Certificate to L.L. Bean
- 2nd: Zenith 20" Sentry Color TV, cable ready with remote
- 3rd: Weekend for two at The Moorings Lodge, Falmouth Heights, MA. Two nights, two breakfasts and one dinner are included.
- 4th: \$100 Gift Certificate redeemable at Cavey's, Manchester, CT (alcohol not included) - top rated CT restaurant.

WHAT's NEW? - This is what I and others in the CFFA would like to know. I would like to start a brief recurring feature in the Lines & Leaders which would highlight a single new tidbit. The subject could include anything related to fly fishing such as knots, materials, leaders, fishing tips, new places, fly patterns, etc. If you know something new or unique let me know at the membership or board meetings, or on the stream. Let other board members know and they will pass the word to me. If you wish you can jot down a few brief words and send them to me. I'll be glad to flesh out the item for publication. My address is on the back of this issue. Come on and share those little items of interest with your fellow CFFA members. Don't forget, one time you too were eager for fly fishing knowledge. Thanks.

Membership - We have exceeded our 300 member goal earlier this year. Currently, we have 311 members. Talk your club up!

Ed.

COMING EVENTS

CFFA Board Meeting	1 Feb 95
CFFA Fly Tying School	2 Feb 95
Eastern Fishing & Outdoor Show, Worcester MA	2-5 Feb 95
FRAA Banquet, Gary LaFontaine	18 Feb 95
Springfield Sportsman Show, Big E	23-26 Feb 95
CFFA Fly Fishing Show and Banquet <i>Gary Borger, The Colony, Manchester CT</i>	25 Feb 95
CFFA Fly Fishing School	2,9,16,23 Mar, 8, 22 Apr 95
CFFA Board Meeting	1 March 95
CFFA Membership Meeting	8 March 95
Theodore Gordon Show	11 Mar 95
CMTA Fishing Show, Hartford Civic Center	16-19 Mar 95
FFF - Northeast Council Conclave Cape Cod	21-24 Sept 95

CFFA will have a booth at the Theodore Gordon and Hartford Shows.

Welcome

NEW MEMBERS!

The CFFA would like to welcome all new members.

Reginald Harris	Kenneth Tedford
Kevin Tedford	Mark Randall
Linda Gnann	Robert Keating
Raymond Quinn	Joseph Murphy
David Ringold	Curt Robinson
Arthur Howe	Gabriel Macare
Ann Maulucci	Robert Briggs
James Fox	Robert Lezon
Dawn Cancellieri Carpenter	

You folk are encouraged to participate in all the activities CFFA has to offer. That way CFFA grows and becomes more vibrant. If you have any questions or suggestions please do not hesitate to approach any of the board members listed on the last page. Your suggestions regarding the **Lines & Leaders** are most welcomed.

Ed.

Colonial Sports

Quality
Sporting Goods
ORVIS

Fine Fly Fishing Equipment & Sporting Firearms

Charles A. Connell, Jr.
431 Fitchville Road
Bozrah, CT 06334

BUY - SELL - BARTER
(203) 889-4901

Fly Fishing & Black Powder Equipment • Live Bait Year 'Round




Clarke & Clarke, Ltd.

HUNTING AND FISHING

1340 John Fitch Blvd. (Rt. 5)
South Windsor, Connecticut 06074
Phone (203) 289-0074

Rod & Reel Repair Guns & Ammo Fishing Tackle Fresh & Salt Water

FISHING CONDITIONS HOTLINE NUMBERS

		
Willimantic River, Farmington River and Connecticut in General	Farmington River	Housatonic River
664-3688 (CFFA)	738-7327 (FRAA)	248-8616 (HFFA)
Housatonic River Flow		824-7861 (NU)

CFFA Member Wins the Fly Fishing Book of the Year Award

Trout Flies -- Proven Patterns by Gary LaFontaine, the best-selling fly fishing book of 1993, has been named the United Fly Tyers' Book of the Year. This award, the major prize for fly fishing books, is given for "... outstanding contribution to the literature of the sport."

LaFontaine, who lives in Deer Lodge, MT, grew up in Connecticut and returns to fish here at least once a year. Last summer he spent a week casting for stripers and blues, once with fellow CFFA member Mark Philippe. He has been a member of the CFFA for over twenty years. From 1970 to 1971 he was editor of *Lines & Leaders*.

He has received the UFT Book of the Year award twice before, for **Caddisflies** in 1981 and **The Dry Fly -- New Angles** in 1990. Both of those works are recognized as classics in a sport with a rich, varied history of fine writing.

LaFontaine is the only author to win the award more than once. It's always tough to win the Book of the Year. There are always a hundred or more fine titles each year, and the competition makes winning a real honor.

Trout Flies, which was brought out by Greycliff Publishing Company of Helena, started fast by selling more than 8,000 copies in the first week.


Trout Flies, **The Dry Fly**, and **Caddisflies** are all controversial and revolutionary works. They introduce new flies and new methods, shaking up the tradition in fly fishing that goes back hundreds of years. They also read as smooth as well-crafted mystery novels, thematic threads appearing and disappearing like twists in an intricate plot. All the time, the reader is learning more about fly fishing, and how to catch trout, than he ever has in any other books.

Trout Flies has received world-wide attention. Reviews have appeared in English, Japanese, French, Spanish, Italian, Finnish, Polish, and German magazines. The Scandinavian rights were purchased this summer by *Vilmark Livs*, the Norwegian outdoor magazine and book club, and the translated edition of **Trout Flies** will be published in 1995.



437 Main Street Tel. 203-738-3597
P.O. Box 1072
New Hartford, CT 06057

Classic & Custom
Fly Shop



Hours

Sun & Mon	Closed
Tue Wed	10 a.m. 6 p.m.
Thurs	10 a.m. 8 p.m.
Fri Sat	10 a.m. 6 p.m.
• open 10 a.m. 3 p.m. April June	

Quality Fly Fishing & Fly Tying Supplies



THE WILDERNESS CONNECTION
Taxidermy Studio

Bruce Wynn
Professional Taxidermist

262A Meadow Road
Rocky Hill, CT 06067
203/721-1584

VIDEO TAPE LIBRARY RULES

- 2 tapes per person.
- \$2 per tape per month.
- Return at fly tying classes, board meetings, monthly meetings, etc. - to any Board member.
- \$2 late fee per tape per week.
- Will only be rented at monthly meetings.
- First come first served.
- Rented after meetings at coffee table.

S & M

Fly Tying
Materials
Quiet Sports, Inc.

Cortland • Orvis • Scott • Sage

95 Union St., Bristol, CT 06010
203-589-1811



Daily 10 am - 9 pm
Sat. 9 am - 5 pm



Kevin Pelletier
John Marona

MEMBERSHIP FORM

Check if address changed

Date _____ New Renew

Name _____

Street _____

City _____ State _____ Zip _____

Tel. (h) _____ (work) _____

PLEASE CHECK A COMMITTEE YOU ARE NOW ON OR WISH TO BE ON:

- | | | |
|---|------------------------------------|--|
| <input type="checkbox"/> Conservation | <input type="checkbox"/> Program | <input type="checkbox"/> Indoor Facil. |
| <input type="checkbox"/> Education | <input type="checkbox"/> Publicity | <input type="checkbox"/> Membership |
| <input type="checkbox"/> Fund Raising | <input type="checkbox"/> Banquet | <input type="checkbox"/> Legislative |
| <input type="checkbox"/> Secretarial duties | | |

DUES STRUCTURE:

- | | | |
|--|----------|-----------|
| <input type="checkbox"/> Junior (Under 16) | \$ 5.00 | |
| <input type="checkbox"/> Regular | \$ 15.00 | TOTAL |
| <input type="checkbox"/> Supporting | \$ 25.00 | ENCLOSED: |
| <input type="checkbox"/> Contributing | \$ 50.00 | \$ _____ |
| <input type="checkbox"/> Life | \$200.00 | |

We Need Your Help!

Help is needed at the door for admission during the Fly Fishing Show on 25 February.

Call Charlie Place at 623-9912 if you can help out.

CT's FIRST TAXIDERMISTRY SCHOOL:

Learn how to mount your own trophy fish, birds, and mammals in our Meriden CT classrooms. For more information on Classes, call *Birds in Wood Studio*, at 634-1953, or stop by and visit our classrooms at 525 Broad St., Meriden CT.

CFFA Fly Fishing Show & Annual Banquet



The Connecticut Fly Fishermen's Association invites the public to a Fly Fishing Show. This will take place on 25 February 1995 at The Colony in Vernon. A map is located inside this issue. The Show will be open at 10:00am and last until 4:00pm. Featured guests will include **Gary Borger**, **J. Kenney Abrams**, author of *Striper Moon*, and CFFA's own **Charlie Place** and **Ernie Boutiette**. There will be exhibitors, fly tying demonstrations and fly fishing seminars on Trout, Salmon and Saltwater. Admission is \$5.00.

Pass the word to your friends, family and colleagues. You won't want to miss this event!

Winter's a Great Time to Maintain and Inspect Your Valuable Fly Fishing Equipment

Part I: Fly Lines & Backing - by Page Rogers

This is Page's first article in the Lines & Leaders. We welcome her to the newsletter and look forward to future articles. Page is well known for her innovative saltwater patterns, such as the Menemsha Minnow. She can be found during the season somewhere on the Sound. Sorry... I'm sworn to secrecy. Ed.

As the mercury began to plunge in mid-December I reluctantly moved gear, rods and boots out of the back of my car and into my home. With the advent of winter comes my annual ritual of cleaning and inspecting my equipment, making repairs or replacements, and having professionals perform any work I may need done before next season. I'll pass on what I'm up to, besides fly tying, as the snow flies.

Fly Lines and Backing

Today fly lines represent a significant investment, and although many of today's modern synthetic materials push manufacturers to make claims that their lines are now "maintenance free," failing to do some routine maintenance will shorten the life of any fly line. During the winter months all fly lines should be removed from the reels. As they are removed, they should be thoroughly inspected. What do you see? Dirt? Wear? Cracks? Breaks which reveal the dacron core? Your fly line may need replacing. Winter is a good time to buy fly line because most shops have them. If you know you go through several lines in a season, buy two if you can. So often dealers run out of popular sized lines in the middle of the fishing season. You can really get caught scrambling around for a Mastery Tarpon Taper WFI 10wt right when the albies are coming in during October only to be told by your dealer, "I'm not ordering any more lines till next season." Be prepared. Always try to have an extra of your most heavily used line(s) on hand.

All fly lines should be removed from the reels. You need to thoroughly clean, then dress, the fly lines you are not replacing. Cleaning and dressing are different. Most fly lines highly benefit from being passed through a washcloth soaked with warm water and a mild soap such as Woolite®. Don't use harsh cleaners like Spic and Span® or Mr. Clean® and *never* use a cleanser with abrasive grit like Comet® or Soft Scrub®. Pass your entire fly line several times through the warm soapy washcloth. Apply some pressure, if you need to, by squeezing the cloth. Rinse the line by passing the fly line through a clean wet wash cloth and dry the line

using a dry wash cloth. Next, dress your line using your favorite dressing. I prefer dressings such as Glide® or Greased Lightning® which soak in, treat and protect the sophisticated plastics and polymer coatings in today's lines. These dressings also continue to clean the fly line. You can also buff these dressings on your line. Finally, I remove the fly line with a gadget called a Line Winder®. This device is commercially available through most dealers and allows you to remove your line in a loose coil. I set the Winder® on its largest loop setting and wind the entire line off the reel in a large coil. I then remove the line from the Line Winder®, secure the coil with pipe cleaners and store the line in a zip-lock bag. Sealing your fly line in a zip-lock bag keeps the line from drying out and prevents further ozone damage. Remember to label the bag with the line's weight and type and which reel/spool it came from. Store the bag *flat* in a dark, dry, cool place.

If you regularly fish for big fish and if you fish in saltwater your backing will need attention at least annually. I know many people who simply buy 2500 yd spools backing and replace *all* the backing on *all* of their reels every other year - for the active salt water fly rodders this is probably advice worth considering.

With the fly line off your spool this is the perfect time to clean and inspect your backing. Because backing is made of porous fiber it has an incredible tendency to hang on to the mineral elements in the water, and particularly salt. Regardless of manufacturers directions that a few shakes in a bowl of warm soapy water and a good rinse in clean water will "clean" your reel, fly line and backing, I know, from personal experience that this never really cleans the salt out of the backing. The presence of salt mineral crystals in your backing creates a couple of problems. First, the crystals help electrolysis develop under the spool handle and counterweight screws! You can see the evidence of this in that white, chalky (abrasive) residue around those screws. Second the edges of the salt mineral crystals themselves eventually abrade and cut your backing, weakening it.

Your backing should be cleaned as your fly line was with warm soapy water (several washes and several rinses) and a wash cloth. In good light and with those reading glasses on, carefully inspect the first 100-200' of your backing. Look for nicks, fraying or any slub in the material. If you find problems you have several options: (1) you can cut the backing off below the problem spot; (2) you can "reverse" your backing on

Winter's A Great Time - Continued from p. 5

your spool - kinda like the double mileage you get out of a double taper fly line; or (3) you can discard it and fill your spool with new backing.

I recommend options (1) and (2) for most of us about 90% of the time. But for those people who are regularly fishing from boats, who often leave their reels open to direct UV exposure from the sun either in cars or boats and for people who are spending lots of money to go pursue that once in a lifetime (for you) trophy, I recommend regular replacement of your backing. Imagine spending all of that money to get to Costa Rica, you've teased up an 80lb sailfish and hooked it only to have your backing blow in the middle of the fight. If you are shelling out big bucks to chase trophies: Alaskan 'bows, steelhead, huge pike, or any of the saltwater gamesters, don't be cheap about your backing. Replace it.

Next Month: Part II, Rods and Reels

NOTICE

There are a few members who have not yet sent dues for 1995.
Please send your renewal to:

CCFA
Box 380268, Silver Lane
East Hartford, CT 06138-0268

For membership renewals not received, this will be your **last** reminder and the **last** issue of Lines & Leaders. You folks who have not paid your dues have an (*) asterisk by your name on the mailing label. Hope to hear from you.

CUSTOM BUILT FLY RODS
SAGE • ORVIS • LOOMIS • FENWICK • POWEL

Jack Smola

20+ Years Experience

FLY FISHING GUIDE &
CERTIFIED CONNECTICUT FISHING INSTRUCTION

Farmington • Deerfield • Westfield Rivers

CALL (203) 763-1856

483 Hazard Avenue • Enfield, CT 06082

FLY FISHING EQUIPMENT AVAILABLE

ROD BUILDING CASTING • FLY TYING INSTRUCTION

HANDLING TROPHY GAME

A Complete Field Guide for handling trophy fish and game. Packed with over 30 illustrations that take you step-by-step through the field care process. Written by a Professional Taxidermist, this easy to read guide covers everything you need to know to handle any type of trophy animal.

Money Back Guarantee!

To order your copy send \$9.95 plus \$2.95 S&H to: **Goose House Publications**
P.O. Box 2649, Dept 3
Meriden, CT 06450

Credit card orders call, 800-929-6844

HOP RIVER FLY SHOP



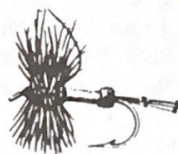
LARGE SELECTION OF MATERIALS FOR THE FLY TYER
RODS, REELS, WADERS, BOOKS, FLIES, ETC.

T, W, TH, FR, 4:00-9:00
SAT. 9:00-5:00
(203) 643-4642

GENE MONTY
518 HOP RIVER ROAD
BOLTON, CT. 06043

MILL RIVER FLY SHOP

3549 WHITNEY AVENUE
HAMDEN, CT 06518
EVERYTHING FOR THE FLY
FISHERMAN. FLY TYER



GABRIEL MACARE

(203) 248-7850



JOHN'S CUSTOM TACKLE'S

229-6462

CUSTOM FLIES & RODS
FLY TYING MATERIAL
ROD REPAIR
CUSTOM HUNTING ARROWS

CFFA Fly Fishing School Enrollment Application

Please PRINT the requested information. Forward application forms and tuition (Checks payable to CFFA) to Gary Steinmiller, Education Chairman, 26 Pennwood Lane, Wethersfield, CT 06109

Name _____ Phone # _____

Address _____

City, State, Zip _____ Date: _____

CFFA Member Yes No

For additional information contact:

Ed Fidrych, V.P. Promotion, 951 Glastonbury Tnpk, Portland, CT 06480, Phone (203) 678-8233

CONNECTICUT FLY FISHERMEN'S ASSOCIATION PRESENTS 1995 FLY FISHING SCHOOL - A SCHOOL FOR BEGINNERS

CLASSES:	No.	Date	Subject
	1	3-02-95	Rods, Reels and Lines
	2	3-09-95	Flies and Fish
	3	3-16-95	Water Types and How to Fish Them
	4	3-23-95	Leaders and Knots
	5	4-08-95	Casting Instruction and Fishing (Pond)
	6	4-22-95	Fishing a Stream with a CFFA guide

LOCATION:

Classes 1,2,3,4 7:00pm, Veteran's Memorial Clubhouse, East Hartford, See Map below.
 Class 5 A private pond stocked with trout.
 Class 6 During this final session, students will fish the Willimantic River with a CFFA instructor and practice course techniques (approach, wading, stream reading, etc.) Note: Students must supply their own transportation and equipment, and have a valid Connecticut fishing license.

EQUIPMENT:

For class 5 only, CFFA will furnish equipment for students that do not own their own. We recommend that students do not purchase their own equipment until after Class 1. It is also suggested that students bring materials to take notes.

CLASS SIZE:

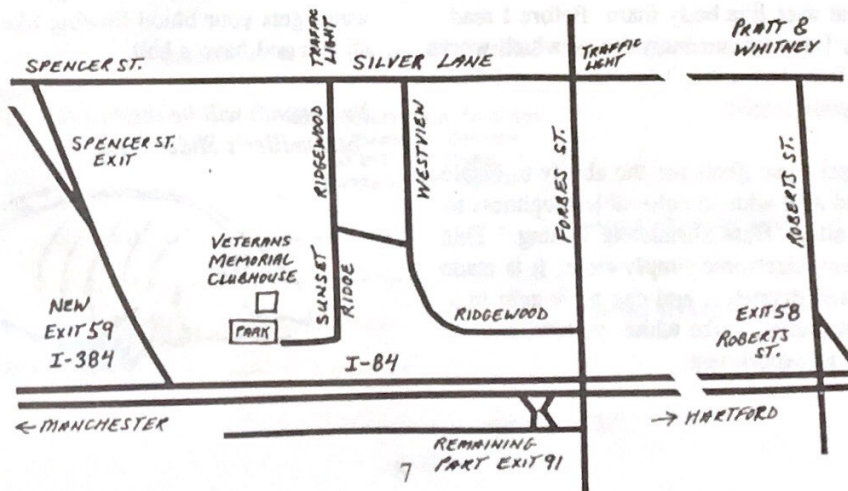
Average class size is 35 students.

TUITION:

CFFA members \$30.00, Non Members \$40.00, Sixteen years and under \$20.00

HOW TO GET THERE:

Directions to Veterans' Memorial Clubhouse



A Christening

Gary Steinmiller

The baitfish were leaving the water in their attempt to avoid being eaten by the schools of feeding Striped Bass and Bluefish that had them pinned against the beach. Jerry maneuvered the boat cautiously into position so that Jack and I could cast our flies into the feeding frenzy that was taking place. The pattern of choice was a pattern that I designed and Jack named "Steinmiller's Slider." The sliders landed within a foot or so from shore and before they were stripped a second time they both disappeared into a boil caused by feeding fish. Jack and I both had tight lines to very heavy fish. Each fish sprinted for the safety of deeper water. My fish shook the barbless hook free in a short while, but Jack fought his well and landed the 35" Striped Bass that had eaten his fly. Upon release, Jerry asked Jack what pattern he had caught it on and he answered, "Steinmiller's Slider," and so it was christened. This was only one of the dozens of Bass and Bluefish that we had caught and released on this pattern that day.

That particular day, the bait being eaten was baby bunker and silversides. They varied in size, but the average length was between 3"-5". Our sliders were the perfect match and the fish ate them eagerly. We tried poppers and subsurface patterns that resulted in some fish, but nothing we cast fooled the fish as well as the sliders.

Two important materials of the pattern and why I use them follows: Live body foam is a very important part of this pattern. It stands up to abuse from Bluefish better than any material I have used for the purpose of floating a fly. By the way, this pattern tied in yellow is a killer on Pike and stands up well to those toothy critters also. As the fish bites down, the foam compresses and when they release the foam retains its original shape. It acts like a pin cushion. I feel I have to give thanks here to Bob Popovic for creating the Bob's Banger pattern that uses live body foam. Before I read about the Bangers I use lobster buoy foam, which works well on toothless fish, but it won't last as long if Pike and Bluefish are your targets.

The second material I use gives me the ability to create a tapered body and also adds unbelievable toughness to the pattern. It is called "Heat Shrinkable Tubing." This can be bought at any electronic supply store. It is made in various colors and diameters and can be bought in a large roll or 4 foot pieces. I like white, yellow, and black but feel free to experiment.


Next month's instructions show how to form a tapered body by shrinking the tubing around a tapered 3/8" wood dowel. When the tapered end of the finished product points to the bend of the hook you will notice that this area of shrink tube is hollow. This allows the fish less leverage on the body of the fly and results in less fish lost. By having the hollow end collapse, it further enhances the durability of the fly. Eyes can be added and the tubing can be marked with a pantone waterproof pen - let your imagination be your guide. Also, different lengths of foam can be used to float the fly. If you choose to use a shorter piece of foam, the fly will rest at the surface in a vertical plane. A longer piece of foam results in a horizontal resting position for the slider.

The removable body sections allow you to mix and match different color combinations. You can tie six of your favorite tail materials to six different hooks and you can keep all your body sections separate. If the fish refuse to take your fly off the surface, simply remove the foam body and fish the tail section only.

This pattern to date has fooled Largemouth Bass, Smallmouth Bass, and Pike in fresh water and it has taken False Albacore, Bluefish and Stripers in saltwater. It is particularly effective when the fish are feeding in the upper water level. Jack, Jerry and I had this situation a couple of years ago while fishing in the saltwater ponds in Falmouth, Cape Cod. It was a dark, calm, quiet night, the sounds of stripers feeding at the surface were music to our ears. We cast black sliders to these fish and proceeded to hook and land so many stripers that we lost count. The sliders handled the beating from these fish and each of us marvelled at their condition at the end of the night.

All in all, if seeing a fish explode the surface of the water gets your blood flowing like mine, tie up some sliders and have a ball.

Next month will be instructions on how to tie "Steinmiller's Slider." Ed.



CFFA 24th Annual Banquet

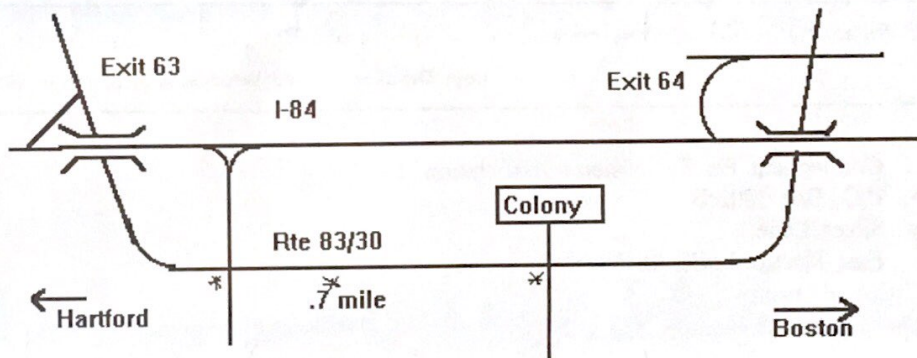
25 February 1995

The banquet will be held at The Colony of Vernon (a map is provided below). Your choice of dinners this year will be Baked Stuffed Shrimp, Roast Stuffed Breast of Capon or Prime Ribs of Beef, Au Jus. Included with the meal will be salad, baked potato, ziti, vegetables, rolls and butter, coffee or tea, and dessert.

Your Banquet Committee has worked hard to provide you with an enjoyable evening. We have been able to do this for \$27.00 per person. We will also be holding our raffle drawings that evening. The raffles this year include the Insurance Raffle, Silent Auction, Special Raffle for a Fly Tying Hutch and the General Raffle.

Please fill out the Reservation Form below and mail it as soon as possible. If you want to reserve a table for your party, please send one check for all eight place settings. Your Banquet Committee and Board of Directors are looking forward to seeing you there.

Anyone wishing to donate prizes for the banquet may contact Ed Fidrych at 342-1173 or Larry Johnson at 246-0728. All prizes will be greatly appreciated and all donations will be acknowledged in the "Lines & Leaders."



DINNER RESERVATION

DATE: _____

I will require a reservation for _____ persons at \$27.00 per person. Please find a check or money order (payable to CFFA) in the amount of \$ _____ enclosed.

Mail reservation form to:
 Mr. Lawrence Johnson
 60 Willard Street
 Hartford, CT 06105

Name: _____	_____ Baked Stuffed Shrimp
Address: _____	_____ Prime Rib
City & State: _____	_____ Stuffed Breast of Capon
Zip: _____ Home Phone: _____	

Please return before 18 February 1995

Board of Directors

		Home	Office
President	Charles Place	623-9912	
Activities - VP	Larry Johnson	246-0728	725-3873
Environment - VP	Kurt Jagielow	649-3681	649-3681
Promotion - VP	Ed Fidrych	342-1173	566-8241
Recording Secretary	Ted Rzepski	561-3475	243-9761
Legal Secretary	Mark Levy	232-1666	
Treasurer	Don Rose	688-4414	
Advisory Board	Joe D'Addario	568-5035	289-6427
Advisory Board	Gary Bogli	649-4227	648-5030
Advisory Board	Elmer Latham	742-6584	565-7841
Advisory Board	Ken Parkany	643-9819	280-1844
Banquet Chairman	Vacant		
Conservation Chairman	Vacant		
Education Chairman	Gary Steinmiller	563-0040	280-2396
Photographer	Steve Sirois	871-7933	
Indoor Facilities Chm	Vacant		
Legislative Chairman	Vin Ringrose	828-4642	225-6064
Membership Chairman	Steve Murphy	653-6358	726-8676
Newsletter Editors	Lynn/Mike Stewart	653-4203	654-4288
Program Chairman	Vacant		
Publicity Chairman	Vacant		
CFFA Hotline	John Springer	664-3688	

The Connecticut Fly Fishermen's Association, Inc. is organized "To Preserve and Promote the Pleasures and Tradition of Fly Fishing and to Conserve Game-Fish Waters." CFFA membership meetings are held on the second Wednesday of each month, September through May. Meetings are held at the Veterans' Memorial Clubhouse, Sunset Ridge Drive, East Hartford, CT.

"Lines and Leaders" is the official publication of the Connecticut Fly Fishermen's Association, Inc. and is distributed to its membership and allies of conservation. Business card ads may be placed at a cost of \$5 per ad or \$40 for 9 months. CFFA members may place for-sale or want ads of a non-commercial nature without charge. Newsletter correspondence should be sent to Lynn & Mike Stewart, 10 Bradley Brook, North Granby, CT 06060. Change of address notices should be sent to CFFA, P.O. Box 380260, Silver Lane, East Hartford, CT 06138-0268.



FEBRUARY MEETING: BANQUET AND FLY FISHING SHOW FEBRUARY 25, 1995

Copy Deadline: Second Wednesday of month previous to publication



Connecticut Fly Fishermen's Association, Inc.
P.O. Box 380268
Silver Lane
East Hartford, CT 06138-0268

FIRST CLASS
US POSTAGE
PAID
PERMIT NO 27
NO. GRANBY, CT
06060



Parkany, Kenneth J.
503 Bush Hill Rd
Manchester, CT 06040

FIRST CLASS MAIL - PLEASE DELIVER PROMPTLY