

volume seventeen

January 1990

LINKS & LEADERS

Newsletter of the Connecticut Fly Fisherman's Association

January Meeting

Subject: TROUT MANAGEMENT AREAS IN CONNECTICUT

BY BILL HYATT, DEP

Place: WHITON MEMORIAL LIBRARY, MANCHESTER

Date: (please see map)
January 10, 1990

Time: 7 PM - FLY TYING
7:30 PM - PROGRAM

C77A 20th ANNUAL BANQUET

February 3, 1990

From the Vest of the President

This is my last "Vest" discourse. Except for meeting the deadlines I have enjoyed sharing my thoughts with you. I plan to continue to write and occasionally be a part of Lines and Leaders. You have read about some of my successful fishing days, and I have recounted some of my frustrating forays. You have probably laughed at my "key mistakes" too. The saga continues. After our last meeting, where Neil Bantly entertained us with his excellent presentation, it happened again. As I was about to leave for my car I realized I must have locked the keys in again. Fortunately they still had some wire coat hangers left, and after a couple of tries the door was unlocked. As soon as I got home I put a key in my wallet. I'm no fool?

Three years as your president have gone by very quickly. It has been a pleasure to serve you. I am confident that the future of CFFA will be in excellent hands. The nomination committee has come up with an outstanding slate:

President - Larry Johnson
Vice President for Promotion - Dale Matthews
Vice President for Activities - Bruce Cole
Vice President for Conservation - Kurt Jagielow
Secretary - Dick Lerche
Treasurer - Mike Stewart
Legal Secretary - No Nominee.

I want to thank all of you who have helped me during my tenure. There is a core of dedicated and willing members who made my job easier. These members are both Board and non Board people who have volunteered their time in so many ways. I would like to make special mention of two Board members who are leaving. Jim May has been an institution on the Board as Indoor Facilities Chairman for as long as I can remember. We will miss his good humor, coffee and donuts, and frugal fiscal advise. Mike Baio is also leaving the board. Mike has been an outstanding, energetic Vice President for Conservation. He has been severely limited this year do to his commitment to school. Beside his regular job he attends Johnson & Wales and will get a degree in Culinary Arts.

The fly raffle is coming. I never truly appreciated the term "red tape" until now. You should receive your book of tickets by the New Year. I should have had all contributors leave their names with their flies. I am sorry to say I don't know everyone who gave me their dozen or dozens. Please accept my sincere gratitude.

At the last Board meeting concern over a drop in membership was discussed. We would like to open the February Board meeting to anyone who would care to talk over the future of CFFA in the '90's'. The meeting will be February 7 downstairs at Veterans.

Our major fund and fun activity is coming up February 3 at the Shrine Temple in Newington. Our annual banquet promises to provide an entertaining evening. Paul Kokkonen is always a delight and this years raffle prizes will be unsurpassed. Please join us; you could be a winner.

Happy Hatch,
Ray

CFFA 20th ANNUAL BANQUET

February 3, 1990

The banquet will be held at the Sphinx Temple (next to the Grant Moor) on the Berlin Turnpike in Newington Directions and a map will be printed in the January and February newsletters. Your choice of dinners this year will be baked stuffed shrimp or roast prime rib of beef. Included with the meal will be fruit cup, salad, baked potatoe, vegetable, rolls and butter, coffee or tea and dessert.

Your Banquet Committee has worked hard to provide you with an enjoyable evening, and we have been able to do this for \$21.00 per person. We will also be holding our raffle drawings that evening.

Please fill out the reservation form and mail it as soon as possible. Your Banquet Committee and Board of Directors are looking forward to seeing each and every one of you there.

Anyone wishing to donate prizes for our drawing may contact Elmer Latham at 742-6584 or Gary Bogli at 649-4227. All prizes will be greatly appreciated, and all donations will be acknowledged in "Lines & Leaders."

DINNER RESERVATION

Date _____

I will require a reservation for _____ persons at \$
\$ _____ per person.

Check or money order in the amount of \$ _____ enclosed.
(Please make payable to CFFA)

Mail reservation form to:

Mr. Elmer Latham
79 Northfield Road
Coventry, CT 06238

Name _____

Address _____

City & State _____

Home Phone _____

Zip _____

_____ Baked Stuffed Shrimp
_____ Prime Rib of Beef

Return by January 31 please!

CONNECTICUT FLY FISHERMAN'S ASSOCIATION

presents

1990 FLY TYING SCHOOL

A school for beginners..

CLASSES: There will be six lessons. Classes will meet on the following Friday evenings at 7:00 PM at the Brewer House in East Hartford. Please see the map that follows.

NO.	Date	Subject
1	1-5-90	BUCKTAILS: Dark Edson Tiger and Black Nose Dace
2	1-12-90	STREAMERS: Black Ghost and Black Marabou
3	1-19-90	WET FLIES: G.R. Hare's Ear and Dark Cahill
4	1-26-90	NYMPHS: Scraggley and Dark Stenonema
5	2-2-90	DRY FLIES: Adams and Light Cahill
6	2-9-90	PANFISH FLIES: Bass and Bluegill Attractors

EQUIPMENT: All necessary hooks and material will be furnished. Students must supply their own vise, bobbin, thread scissors, etc. It is suggested that each tyer bring a portable lamp and a notebook.

INSTRUCTORS: In addition to the main instructors, several CFFA tyers will be on hand to assist students.

CLASS SIZE: LIMITED to the first 25 people submitting applications.

TUITION: CFFA MEMBERS: \$25 NON-MEMBERS: \$30

CFFA FTS ENROLLMENT APPLICATION

Please print the requested information. Forward application form and tuition (checks payable to CFFA) to Wally Murray, Education Chairman, 160 Rising Trail Drive, Middletown, CT 06457

NAME _____ PHONE _____
STREET _____ CITY _____ STATE _____
ZIP _____ DATE _____ CFFA MEMBER _____ CFFA NON-MEMBER _____

For additional information contact Larry Johnson, V.P. Promotion, 60 Willard Street, Hartford, CT 06105. Phone (203) 246-0728.

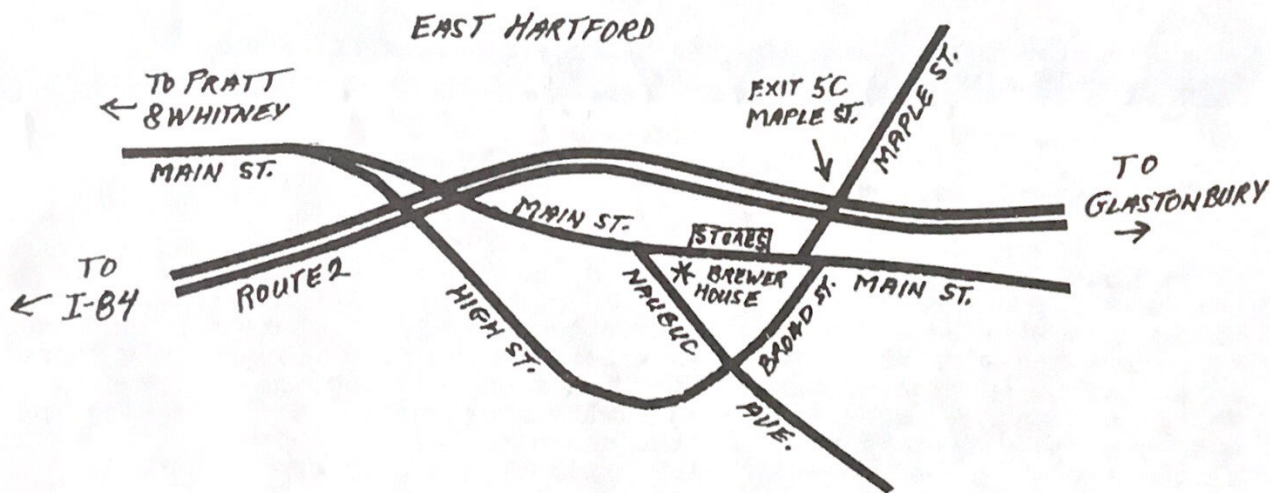
Directions to the Brewer House

From I-84: Take Route 2 East to Exit 5C (Maple St.). At end of ramp (light), go right on Maple St. At next light (very short distance) go right on Main St. Proceed 3/10 mile to Brewer House/Hockanum Library. As you pass a long lighted storefront on your right ("chiropractor; Fantastic Sam's, etc.) look immediately on your left for two brick buildings. There is a sign "East Hartford Public Library Hockanum Branch." Pull into the driveway and park. The library is on the left, the Brewer House is on the right.

From Glastonbury: Proceed west on Route 2 to Exit 5C. Turn left at the end of the ramp, onto Maple St., and then right on Main Street. Proceed as above.

On Main Street from Glastonbury: Follow Main St. into East Hartford and watch for Maple St. (light) which enters from the right. Look for Brewer House 3/10 mile ahead on the left.

On Main St. from East Hartford: Follow Main St. toward Glastonbury. Remember that Main Street divides here at highway. After going under Route 2, take first left, then bear right onto Main St. There is a Sunoco station on corner just before the Hockanum Library and Brewer House.



COME JOIN US AT THE NORTHEAST TRUCK & SPORTSMEN'S SHOW

HARTFORD CIVIC CENTER

FEBRAURY 9, 10, & 11, 1990

If you can help man our booth please contact:

BRUCE COLE Tel: 693-2250

PALMERS, HACKLES AND OTHER STRANGE NOTIONS

ADAMS

(Reference Dick Stewart, Universal Fly Tying Guide)

The Adams is a dry fly of the imitation type. It is intended to imitate some type of insect in nature. There's a lot of discussion as to what this fly imitates. A mayfly? Caddis? Or some other type of bug. I don't have the answer to this. But I do know that this fly is very successful even if I don't understand why. If you ask the next fish you get, I suspect he would tell you that it appears to be a bug, it's alive and therefore, food.

The fly has a subdued body, variegated wing and hackle coloring, and has the classic profile and water surface footprint of a mayfly. All accepted characteristics of a successful dry fly.

This fly is universally successful on all types of water across the country. Most fishermen, if forced to use only one fly, would select this fly.

Hook: Mustad 94840, Size 10 - 20 (I prefer sizes 12 thru 16)

Thread: Black 6/0

Wing: Grizzly hackle tips

Tail: Mixed grizzly and brown hackle barbules

Body: Grey muskrat underfur

Hackle: Mixed grizzly and brown

Start your thread one eye width behind the eye and wind a bed of thread for the wings. Select two feathers from your grizzly neck for the wing. You will be using the tips of these hackles. These tips should be narrow and with about four black bars in the final length. Tie these in at the foundation of thread with the tips pointing toward the eye. The wing length should be as long as the hook shank. Lift the wing up and wrap the thread in front of the clump to hold the wing up. Now divide the wings and separate with a figure 8 and reverse figure 8. This will separate them into a Vee.

Remove a few grizzly and brown barbules from the spade hackles of the necks. These unique hackles have stiffer barbules with very little webbing than the other hackles on the neck. These hackles may be found along the sides and about half way down the neck. Tie these barbules in for the tail. Tie the tail in at the rear of the shank making the tail the same length as the hook shank. Bring the thread forward wrapping down the tail over the shank. Trim the barbules such that the butts are even with the wing butts. This will result in an even base for the body.



Take a small amount of the muskrat underfur and dub this onto your thread. This thread should be waxed with your favorite dubbing wax. Start wrapping on the dubbing around the shank where you tied in the tail. Wrap the dubbing forward almost to the base of the wing making a tapered body as you go.

Pluck one hackle from each of your necks. These hackles should be selected such that the barbules are about 1 - 1/2 to two times the gap of the hook. Trim the hackle fibers, tie in the hackles and wind around the hook. I start either hackle in back of the wing, make two to three wraps in back of the wing and a couple of wraps in front of the wing. Tie off the hackle and trim the remaining portion of the hackle. Wrap the remaining hackle a couple of turns in back of the wing and a couple of turns in front of the wing. Tie off and trim. Tie off the head with a series of half-hitches or a whip finish. Then cement the head.

Except for the feather wings, this tying style is the same for most of the classical Catskill dry fly types that imitate mayflies.

TIPS

Before you tie in the feather wing and hackle you should remove the barbules from the end away from the tip. This is best done by using your scissors. Trim the barbules away from the stem leaving just a bit (less than the thickness of the stem) of the barbules on the stem. This will allow the thread to get a better hold of the feather and minimize the possibility of the feather from ever pulling out as you are tying or fishing the fly.



An excellent book on the Catskill dry flies is the late Art Flick's book, New Streamside Guide to Naturals and Their Imitations.

See one of our advertisers if you want a copy.

If you have any questions on this pattern, or any other, or if you have any requests for a specific pattern, tying technique or tying questions in general, I will do my best to answer them in the Lines & Leaders. You may get in touch with me by sending your questions or requests to the Editor of the Lines & Leaders or to me: The Royal Footman, 10 Bradley Brook, North Granby, CT 06060.

The Royal Footman
//

HOP RIVER FLY SHOP



FLIES PROFESSIONALLY CRAFTED WITH THE FINEST MATERIALS

FINE SELECTION OF MATERIALS
FOR THE FLY TYER

T. W. TH. FR. 4 00 0 00
SAT 0 00 5 00
(203) 643 4842

GENE MONTY
516 HOP RIVER ROAD
BOITON, CT 06043

MILL RIVER FLY SHOP

3549 WHITNEY AVENUE
HAMDEN, CT 06518
EVERYTHING FOR THE FLY
FISHERMAN, FLY TYER



Fly Tying Class
Dick Talleur 1/13/90

GABRIEL MACARE

(203) 248-7850



JOHN'S CUSTOM TACKLE'S

229-6462

CUSTOM FLIES & RODS
FLY TYING MATERIAL
ROD REPAIR
CUSTOM HUNTING ARROWS

A & B SPORT SHOP

FISHING
FRESH AND SALT WATER



SUPPLYING
MUZZLE LOADING

(203) 872 8052
1000 HARTFORD TURNPIKE, Rt. 30, VERBON, CONN. 06066

E.F. ROBERTS CUSTOM RODMAKER

SPLIT CANE FLY RODS
In the tradition of the old masters

FRESH & SALTWATER GRAPHITE FLY RODS.
COMPLETE GRAPHITE ROD KITS & COMPONENTS

"E. F. Roberts, builds a custom rod to fit the
specifications and desires of a customer."
- *New York Times*

SEND FOR FREE CATALOG

21C Seymour Rd., E. Granby CT 06026 (203) 651 8402

See Dave at the Antique Angler's Show

Feb 24 & 25



Marlboro,

DAVID E. FOLEY

MA

Bookseller

New, used, out of print, scarce angling literature
Books bought and sold
Specializing in flyfishing and saltwater

76 Bonnyview Road
West Hartford, Connecticut 06107

By Appointment
203 561-0783



S & M

Fly Tying Materials

Cortland Certified Pro Shop
Authorized Orvis Dealer

Well Stockman
95 Union Street
Bristol, Connecticut 06010

STORE HOURS
7 p.m. to 10 p.m.
Sat. 10 a.m. to 5 p.m.
or by appointment

Home 583-9714
Business 589-1844

(203) 623 8752

BY APPOINTMENT ONLY

Whitehead

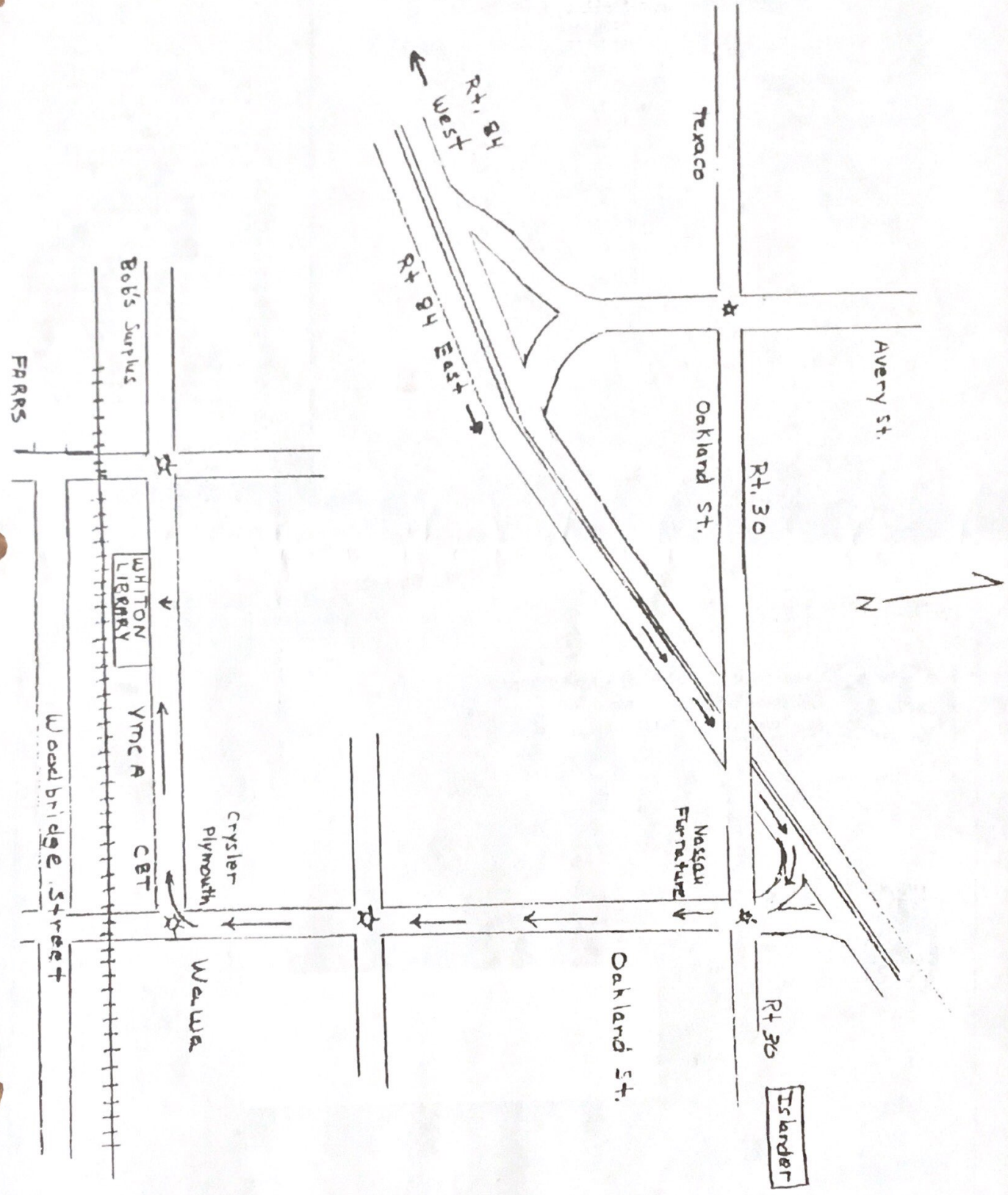
CUSTOM FLY TYING

PERSONAL INSTRUCTION IN
CASTING AND FLY TYING

FLY TYING SUPPLIES
ART AND BOOKS
RODS AND REELS

RICHARD WHITEHEAD
131 WELLS ROAD
E WINDSOR, CT. 06088

DIRECTIONS TO WHITON LIBRARY MANCHESTER



Board of Directors

President
Gary Bogli

Vice President-Promotion

Larry Johnson

Vice President-Activities

Bruce Cole

Vice President Environment

Mike Bafo

Legal Secretary

Recording Secretary

Dick Lerche

Treasurer

Mike Stewart

Legislative

Vin Ringrose

Conservation

Kurt Jagielow

Education

Wally Murray

Newsletter

Fam Murray

Publicity

Ed Fidrych

Program

Mark Phillippe

Membership

Neil Bantly

Advisory Board

Ken Parkany

Elmer Latham

Joe D'Addario

Indoor Facilities

Jim May

Banquet Committee

The Connecticut Fly Fisherman's Association, Inc. is organized to "Preserve and Promote the Pleasures and Tradition of Fly Fishing and to Conserve Gamefish Waters". CFFA membership meetings are held on the second Wednesday of each month, September through May. Meetings are held at The Veteran's Memorial Clubhouse, Sunset Ridge Dr. East Hartford, CT. "Lines & Leaders" is the official publication of the Connecticut Fly Fisherman's Association, Inc. and is distributed to its membership and allies of conservation. Business card ads may be placed at the cost of \$5 per ad or \$40 for 9 months. CFFA member may place for-sale or want ads of a noncommercial nature without charge. Newsletter correspondence should be sent to: Pam Murray, 34 Northwoods Lane, Middletown, CT 06457. Change of address notices and other correspondence should be sent to CFFA, P.O. Box 18268, Silver Lane, East Hartford, CT 06118.

MARK YOUR CALENDAR

FLY TYING SCHOOL

January 1990

5

12

19

26

February 1990

2

9

CFFA ANNUAL BANQUET

February 3, 1990