



LINES AND LEADERS

CFFA

MAY 1986

Vol. 13

No. 5

Connecticut Fly Fishermen's Association

Program: Tailgate Outing on the Willimantic.
Place: Nye-Holman State Forest, Route 74,
Willington, Connecticut.
When: Sunday, May 18, 1986.
Time: 10:00 A.M. to 6:00 P.M.
Rain or Shine.

Bring Your Own Food and Beverage.

CFFA's 1986 Annual Outing will be held at the Willimantic River Trout Management Area on Sunday, May 18, 1986. The map on page 7 of this issue will show you the Trout Management Area and our meeting place. Coffee and donuts will be available. Bring your families and/or fishing buddies and enjoy a hopefully nice day on the stream.

There will be fly tying demonstrations and casting instruction, and a casting range will be set up for you to test your skill and accuracy. Some larger trout will be stocked in the TMA before the outing.

Come out and enjoy a fine day with your family and friends! See you at the Outing!!!

Material Needed for Newsletter

Although we reprint articles from other club newsletters as well as from our own past issues, we rely on YOU to provide fresh material of interest to our members, especially about Connecticut or New England waters. Don't worry about style or presentation. Get it down on paper the way you would tell a friend at one of our meetings and there will be no problems. Submit your articles to Larry Johnson, 60 Willard St., Hartford, CT 06105.



'An active member club of the Federation of Fly Fishermen'



THE CORNER POOL

Ed Fidrych

Larry Johnson

Fishing Expo

CFFA had a booth at the Fishing Expo held at the Hartford Civic Center in March. We want to express our sincere thanks to the following CFFA members who donated their time and efforts by tying flies, talking about CFFA and conducting casting demonstrations.

Mike Baio

Arnold Cosgrove

Ernie Boutiette

Leo Leggitt

Lionel MacDonald

Dan Record

Mike Steward

John Walker

Pete Wilk

Gary Bogli

George Degan

Elmer Latham

Dick Lerche

Lou Patria

Lynn Smith

Pete Trani

Frank Wankerl

Housy News

The Housy river flow number, 824-7861, is still operating. The club plans to install a hotline this year with recorded info on fishing activity and club activities. If you try this a few times and think it's a good idea, we could consider setting up a Willi-Club Trip hotline for next year.


See You in September

This will be our last newsletter until September. Remember that the Board of Directors continues to meet the first Wednesday of the month at the Veterans Memorial Clubhouse. Coffee and dessert are provided, and club members are welcome to attend. This is a good opportunity to find out what the club does and get more involved in club activities.

We also hope that you will all enjoy good fishing, and all take the time to write about your experiences for Lines and Leaders.

EVENINGS

WEEKENDS



GENE MILLER
Fly Fishing Materials and Supplies for Trout and Salmon

P.O. BOX 126
GOOSE GREEN RD.
PLEASANT VALLEY, CT 06063


TEL. (203) 379-3423

• Archery & Black Powder Equipment

• Live Ball Year 'Round

Clarke & Clarke, Ltd.

HUNTING AND FISHING



1340 John Fitch Blvd. (Rt. 8)
South Windsor, Connecticut 06074

• Rod & Reel Repair
• Guns & Ammo

• Fishing Tackle
• Fresh & Salt Water

Phone (203) 289-0074
Tues.-Sat. 9am-6pm

E.F. ROBERTS CUSTOM RODMAKER

SPLIT CANE FLY RODS
in the tradition of the old masters
FRESH & SALTWATER GRAPHITE FLY RODS
COMPLETE GRAPHITE ROD KITS & COMPONENTS

"E.F. Roberts, builds a custom rod to fit the specifications and desires of a customer."
— *New York Times*

SEND FOR FREE CATALOG
21C Seymour Rd., E. Granby CT 06026 (203) 651-8402

The world's wildest fish.

When you get up at 4 in the morning to try to outsmart him, make sure you get what it takes. The fly fishing specialist *has* what it takes. Connecticut's No. 1 Orvis Dealer. Cortland Pro Shop.

Sage, Scott Powr-ply, Thomas & Thomas, Hodgeman, Marathon, James Scott, Hardy, Valentine, Ross, Wheatley, Stream Designs, Fothergill.

A complete fishing library. Everything for fly tying. Rental VCR Tapes in VHS. Fly Rod Demo Program.



CT, ME, NH & VT (3-day)
fishing licenses available.



Clapp & Treat
Business to Business Since 1887

674 Farmington Ave., West Hartford, Conn.
06119 • 203-236-0878

Board of Directors

The club balance as of March 31st. is \$6343.24. The report was accepted as submitted.

The Flyfishing school took in \$1020.00.

Our rearing pool browns are fat and happy.

We have 254 members, 12 are new.

One of the structures installed on the Jeremies last year washed out.

An insect implant is in the works for the Willie.

A motion was made and passed to pay the parking fee for those members who worked the Fishing Expo.

Respectfully Submitted,

Pete Trani, Secretary

Nymphs ..and Other Things

"CUSTOM-TIED FLIES TO TAKE TO YOUR LEADER"
COMMERCIAL TYING SERVICES
SMALL BUSINESS COMPUTER SERVICES
FISHING ROD AND REEL REPAIRS

EVENINGS AND WEEKENDS BY APPOINTMENT ONLY

5 JUNIPER DRIVE, P.O. BOX 786, WINDSOR LOCKS, CT 06096
(203) 623-9525

PAUL E. GIAUQUE

(203) 859-1454



Oakdale Gun & Fly Shop

GUNS, TACKLE AND LIVE BAIT
RFD #2, RT. 82 & 163
OAKDALE, CT 06370



CLIFF

Paul Kukonen's Favorites

At our January meeting Paul Kukonen mentioned three flies with which he had good results, the Cardinelle, the Mascoma and Maynard's Marvel. We were able to find patterns for the Cardinelle and the Mascoma in Joseph Bates, Jr.'s book "Streamers & Bucktails-The Big Fish Flies." Maynard's Marvel remains a mystery, and any information on it would be appreciated.

Cardinelle (as dressed by Paul Kukonen)

This fly was originated by Paul Kukonen and Bill Chiba, and is recommended for fresh and salt water, especially landlocks and smallmouth bass. It certainly ought to be visible to the fish!

Hook:Size 12 to 2/0, 4X or 5X long, Limerick.
Head:Fluorescent orange thread.
Body:Red or Orange fluorescent wool or yarn.
Ribbing:Optional flat or oval gold.
Underwing:Small bunch of bright orange nylon hair, a bit longer than the hook.
Overwing:Large bunch of fluorescent red marabou to make a high wing extending slightly beyond the hook.
Throat:Yellow hackle wound as a collar.

Mascoma Streamer (as dressed by Paul Kukonen)

This was originally a salmon fly and was adapted for trout streams. It is effective in clear water with the bronze mallard wing and in discolored water with the mallard or teal.

Hook:Size 4-10, 4X long.
Head:Black.
Tail:Very small golden pheasant crest feather, curved upward.
Body:2 or 3 layers of flat gold tinsel (to build up body).
Ribbing:Oval gold tinsel.
Throat:Very small bunch orange hackle fibers, 1/2 hook length.
Wing:About 7 hairs each of yellow, blue and red polar bear or bucktail, can be mixed. Over each side a section of mallard, teal or bronze mallard wing with tips upward. All slightly longer than hook.

May Calendar

May 3 On-Stream Instruction
7 Board of Directors
18 1986 CFFA Outing

Note:All BOD meetings will be held at the Veteran's Memorial Clubhouse in East Hartford.

Members are welcome to attend.

Coming Events

Jun. 4 Board of Directors
Jul. 2 Board of Directors
Aug. 6 Board of Directors
Sept. 3 Board of Directors
10 September CFFA Meeting

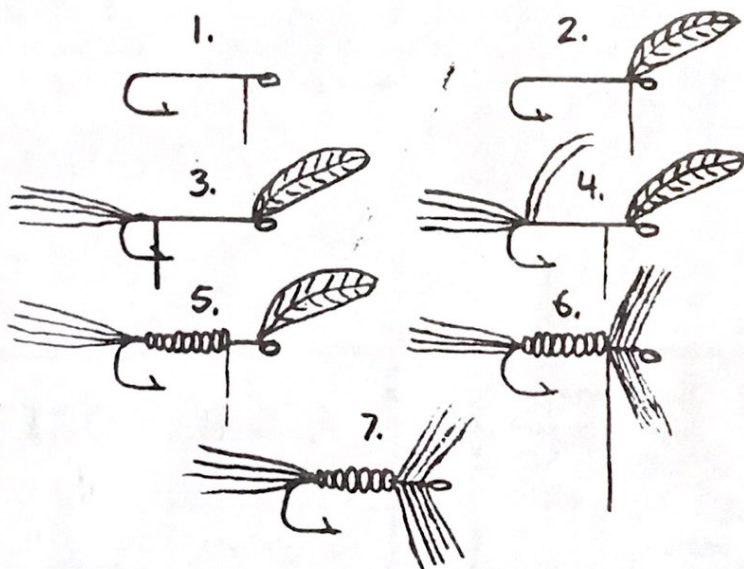
THE POLY BODY VARIANT

by

GARY STEINMILLER

I began experimenting with different body materials on variant style dry flies for a couple of reasons. I could not get the quill bodies to work on flies smaller than #16, and the quills that were used on standard patterns were very brittle and hard to work with, at least for me.

In conclusion, I settled on the various poly yarns that are on the market today. The quills used on the standard patterns when coated with head cement make a realistic rather than impressionistic body. This same effect can be achieved with poly yarn. Poly yarn has some excellent qualities for tying a dry fly, and more important does not soak up water. Another reason I have selected this material is when it is twisted with hackle pliers and wound around the shank of the hook, it makes a beautiful segmented fly body. The taper of the fly body can be made thin or thick by varying the amount of poly fibers used and the amount they are twisted with the hackle pliers. This is an important feature because I have tied them in sizes down to #20 with no problem. Sometimes a sparse hackled thin tapered fly will take that selective fish. Some other important features are that the colors of poly you have to pick from are quite numerous and the material is inexpensive and almost indestructible. You can even twist two different colors together and get a bi-color segmented body. I took a 19" brown trout on the Beaverkill last June on a #14 olive and yellow poly bodied fly with a Blue Dun hackle. I, personally, use a variety of colors, but if you want to experiment with one, try the cream poly and cream hackle or cream poly body variant.



TYING INSTRUCTIONS FOR A CREAM POLY BODY VARIANT

Step. #1 - Attach cream thread at eye and secure it with six or seven wraps.

- Step #2 - Tie in a quality cream fly hackle at the eye. The hackle should extend out over the eye of the hook with the concave side facing down.
- Step #3 - Tie in some cream spade hackle barbules, or about six or eight of the cream colored microfibtets that Orvis has on the market. Tie them to the hook behind the hackle and wind thread over them to the bend of the hook. To help spread the tails for better balance, take a one turn of the thread under the tail fibers and over the hook shank and pull forward.
- Step #4 - Tie in several strands of cream poly yarn at the bend of the hook and wrap the thread forward over the remaining poly yarn to keep the body smooth.
- Step #5 - Attach the hackle pliers to the free end of the poly yarn and make the first wrap without twisting the yarn. Twist the poly yarn with the hackle pliers as tightly as you wish now, and continue to wrap the twisted poly forward forming a neat segmented body. Tie it off leaving room for the hackle, and leave the thread here.
- Step #6 - Attach hackle pliers to hackle, and spin the hackle wraps, one in back of the other, until it meets the location of the thread. Tie it down.
- Step #7 - Wind the thread forward weaving it from side to side through the hackle and whip finish it at the eye.

NOTE: The hackle can be put on in the standard manner, but I prefer spinning them reverse style for better balance. The longer hackle barbules end up near the eye of the hook, and the shorter barbules end up closer to the body of the fly. When you get the correct proportions, the fly will be supported by the hackle barbules, and the tail's fibers with the hook point suspended in the air.



Telephone 583-9714
Store 589-1844

S & M


FLY TYING MATERIALS
Cortland Certified Pro Shop
Authorized Orvis Dealer

STORE HOURS: 7 PM to 10 PM SAT. 10 AM to 5 PM
or By Appointment

WALT STOCKMAN 95 UNION ST.
BRISTOL, CONNECTICUT 06010

A & B SPORT SHOP

FISHING



HUNTING

FRESH AND SALT WATER

MUZZLE LOADING

(203) 872-8052

1000 HARTFORD TPKE RT 30 VERNON CONN 06066

WILLIMANTIC RIVER FLY FISHING ONLY & NO-KILL



TOLLAND

WILLINGTON

TO MASS
STATE LINE
EXIT 70
FORMERLY
101
GAS

WILLIMANTIC RIVER
CONTROLLED AREA
AUGUST, 1983

- 1 THE POND
- 2 ROARING BROOK
- 3 JUNCTION POOL & BEGINNING OF FLY FISHING ONLY & NO-KILL
- 4 ROARING BROOK POOL
- 5 LAUREL FLATS
- 6 CORNER POOL
- 7 TARZAN POOL
- 8 THE ISLAND
- 9 THE FLATS
- 10 ABUTMENT POOL
- 11 BOULDER POOL
- 12 UPPER BRIDGE POOL
- 13 LOWER BRIDGE POOL
- 14 TALL PINES POOL
- 15 FOREST RUN
- 16 DEER RUN
- 17 SECOND ISLAND
- 18 SAND PIT RUN
- 19 GRAPE VINE POOL
- 20 ELBOW POOL
- 21 DOVE HOLLOW POOL & THIRD ISLAND
- 22 BANK POOL
- 23 HORSESHOE POOL
- 24 END FLY FISHING ONLY & NO-KILL
- 25 SECOND ABUTMENT
- 26 LABONTE BROOK
- 27 THE CULVERT
- 28 SCHOOLHOUSE BROOK
- 29 COMMUTER PARKING LOT DRAIN SEDIMENT OVERFLOW
- 30 COMMUTER PARKING LOT
- 31 GATE OPENING
- 32 ROUTE 74
- 33 ROUTE 32
- 34 NYE HOLMAN STATE FOREST
- 35 ROUTE 86 EXIT 100
- 36 ROUTE 86 EXIT 101
- 37 EASTBOUND REST-STOP
- 38 WESTBOUND REST-STOP
- 39 PARKING
- 40 RIVER ROAD

41 PRIVATE SAND & GRAVEL PIT
42 VERMONT CENTRAL RR

TO HARTFORD
EXIT 69
FORMERLY
100
CFFA OUTING

RT 74

RT 32

I-84

The Connecticut Fly Fishermen's Association, Inc. is organized "To Preserve and Promote the Pleasures and Tradition of Fly Fishing and to Conserve Game-Fish Waters." CFFA membership meetings are held on the second Wednesday of each month, September through May. Meetings are held at the Veterans' Memorial Clubhouse, Sunset Ridge Dr., East Hartford, CT.

"Lines and Leaders" is the official publication of the Connecticut Fly Fishermen's Association, Inc. and is distributed to its membership and allies of conservation. Business card ads may be placed at a cost of \$5 per month or \$40 for 9 months. CFFA members may place for-sale or wanted ads of a non-commercial nature without charge. Newsletter correspondence should be sent to Larry Johnson, 60 Willard St., Hartford, CT 06105 or Ed Fidrych, Box 145, Glastonbury Rd., Portland, CT 06480. Change of address notices and other correspondence should be sent to CFFA, P.O. Box 18365, Silver Lane, East Hartford, CT 06118.

