

# Lines and Leaders

CFFA

JANUARY 1977

Vol. 4 No. 1

## Meeting Notice

PROGRAM: "How to Fish the Wet Fly and Nymph,"  
presented by CFFA member Mark Philippe.

WHERE: Knight's of Columbus Hall on Bloomfield  
Avenue in Windsor.

WHEN: Wednesday, January 12, 1977.

TIME: Fly Tying - 6:45 p.m.  
Program - 7:30 p.m.



SPECIAL: Election of Officers for 1977

CFFA member Mark Philippe will present a demonstration and symposium on the techniques of wet fly and nymph fishing. Here's an excellent chance to pick up some tips that will be helpful for early season fishing in April and May. Also on the agenda for the program is the election of officers for 1977. Be sure to attend.

Connecticut Fly Fishermen's Association

## '77 Slate of Officers

The election of officers for 1977 will be conducted at the January regular membership meeting on January 12, 1977. This is a result of a change in the bylaws of the Connecticut Fly Fisherman's Association, which previously stated that the election would be held at the February Banquet.

This change was recommended by the Board of Directors and ratified by the general membership at a recent meeting.

The nominating committee has proposed the following slate of officers for 1977. The selections by the committee were made on the basis of achievements and accomplishments in the past year.

(continued on page 3)

*****	
*	*
* <b>inside stories</b>	*
*	*
* A Quill and a Flyrod ....	2 *
* Advertising Form .....	8 *
* Calendar of Events .....	10 *
* CFFA Annual Banquet .....	6 *
* Fly Tying School .....	5 *
* Membership Application ..	7 *
* Tips of Technique .....	4 *
*****	



# A Quill and a Flyrod



by Don Johnston

At the January membership meeting, you are going to elect the officers for 1977. But what do they do?

These officers make up the Board of Directors, which serves as the governing body and conducts the business of running the Connecticut Fly Fisherman's Association.

For this reason, it is important to realize that the members you elect, over the course of the year will be making many of the decisions which affect the club and its activities.

In a club the size of CFFA, it would be impossible to transact all the business of the club at the regular meeting. Any attempt to do so would surely lose most of the attendance.

The Board of Directors meets one evening a month on a published date to conduct club business. The meeting is in no way secretive.


All business is conducted within the framework established by the club bylaws. These bylaws cannot be altered, added or removed without ratification by the general membership.

The purpose of all this is not to attempt to wrest control of club activities or direction from the membership, but rather to keep the meetings on as non-business a level as possible.

With this goal, the regular membership meetings are designed to further promote the pleasures of fly fishing and fly tying. They are designed to be entertaining and instructive.

So remember, the Board of Directors conducts the business of the club. Choose it carefully.

BEST WISHES FOR THE HOLIDAYS AND HAPPINESS THROUGHOUT THE NEW YEAR.





# Slate of Officers

(continued from page 1)

With this reasoning in mind, the nominating committee has proposed the following slate:

PRESIDENT	Bob Frank
VICE PRESIDENT - ENVIRONMENT	Al Dickson
VICE PRESIDENT - ACTIVITIES	Mark Philippe
VICE PRESIDENT - PROMOTION	Joe D'Addario
CORRESPONDING SECRETARY	Don Johnston
LEGAL SECRETARY	John Kowalski
TREASURER	Elliot Rosenthal

Remember, the above slate will be asking for your support and votes at the regular meeting on January 12, 1977. In addition other nominations from the floor, may be submitted at this time. This will be your opportunity to partake in the organization of CFFA for 1977.

\*\*\*\*\*  
\*  
\* **President:** Ken Parkany **Editor:** Don Johnston \*  
\* \*  
\* "Lines and Leaders" is the official publication of the Connecticut \*  
\* Fly Fisherman's Association, Inc., and is distributed to its member- \*  
\* ship and allies of conservation. Address editorial correspondence \*  
\* to CFFA, P.O. Box 42, Windsor Locks, CT 06096, attention of the \*  
\* editor. Notice of address change should be sent to CFFA as this \*  
\* publication is delivered via bulk rate and cannot be forwarded. \*  
\* \*  
\* The Connecticut Fly Fisherman's Association is "Organized to Pre- \*  
\* serve and Promote the Pleasures and Tradition of Fly Fishing and \*  
\* to Conserve Game-Fish Waters." CFFA regular membership meetings \*  
\* are held on the second Wednesday of each month, September through \*  
\* May. Meetings are held at the Knights of Columbus Hall, 500 \*  
\* Bloomfield Avenue, Windsor, Connecticut. Eastern Council meetings \*  
\* are held on the fourth Wednesday of each month at the Mansfield \*  
\* Middle School, Spring Hill Road, Mansfield, Connecticut. \*  
\* \*  
\*\*\*\*\*



CONNECTICUT FLY FISHERMEN'S ASSOCIATION, INC.



# Tips on Technique



(The following article is reprinted from the April 1976 issue of FLYLINES, a publication of the Flycaster's of San Jose, California.)

THE NYMPH THAT WIGGLES CATCHES THE EYE  
by Dick Nelson

The extended-body wiggle nymph was created by Doug Swisher and Carl Richards to stimulate the action of swimming nymphs. As explained in their book, Selective Trout, they had noted that many species of mayfly nymphs, especially of the genera Ephemerella, Stenonema, and Leptophlebia, swim with a distinct undulating movement of the abdomen. Although the wigs and yarns that are generally used to tie nymph bodies do move in the water to stimulate the gills and legs of the natural, the body itself doesn't move. The body looks as if rigor mortis had set in. So these imaginative tiers breathed life into the body by creating a hinge between the abdomen and thorax so that the abdomen could move freely and closely mimic the movements of the natural nymph.

The wiggle nymph is made by tying the front portion of the fly on one hook, the rear portion on another, and joining them with a hinge. The tail and abdomen are generally tied onto an inexpensive ringed-eye hook, with the unwanted rear portion of the hook cut off with side-nosed cutters. The ringed-eye is then put on a loop of material that is tied to the shank of another hook, after which the rest of the fly is tied in the usual manner.

The materials used to make this attaching loop or hinge include piano wire, rubber bands, tying thread and nylon monofilament. I prefer the monofilament for the hinge as the mono loop cannot be bent out of shape as can the wire, and it is stronger and longer-lasting than thread or rubber bands.

Greater action is obtained if the ringed-eye is horizontal and the loop is vertical. The problem is that it is difficult to fix three round objects on top of each other ( the shank of the hook and the two ends of the mono  ). They have a tendency to slip out of their vertical alignment to form a triangle  . This results in a biased wiggle, not too important if the nymph is tied "in-the-round," but fatal to the "naturalness" of a bi-colored abdomen.

The key to unlocking this problem came out of discussions with Doug Swisher and Pat Dunlap. It can be solved by using FLATTENED mono to tie onto the shank and ROUND mono for the loop itself!

A piece of 15 to 20 pound test round monofilament is flattened on each end with a pair of smooth-jawed pliers, leaving a center section in its natural (round) state. The length of each flattened end is equal to the body length of the fly being tied. The length of the center section is relatively constant: the length needed to make the loop. This is generally 3/16 to 1/4 inches long.

(continued on page 9)



Telephones: 583-8295  
583-9714

**S & M**  
**FLY TYING MATERIALS**  
Cortland Certified Pro Shop  
Authorized Orvis Dealer

WALT STOCKMAN  
CHARLES MALLEY

95 UNION ST.  
BRISTOL, CONNECTICUT 06010





Connecticut Fly Fishermen's Association, Inc.

MEMBERSHIP APPLICATION

Date \_\_\_\_\_

Please check all appropriate boxes, print required information, and forward with check made out to "C. F. F. A."

Name \_\_\_\_\_ Home Phone \_\_\_\_\_  
Address \_\_\_\_\_ Business Phone \_\_\_\_\_  
City \_\_\_\_\_ State \_\_\_\_\_ Zip # \_\_\_\_\_  
Occupation \_\_\_\_\_

Important: Learned of C.F.F.A. thru: (Check one)  C.F.F.A. Member \_\_\_\_\_ (name)  
 Newspaper  Other (specify) \_\_\_\_\_  
 Check if you will usually attend Eastern Council - C.F.F.A. meetings

ANNUAL DUES: (Check one)

- Junior (under 16) \$ 3.00  Supporting \$20.00
- Regular \$10.00  Contributing \$50.00
- Family \$12.50  Life \$100.00 or more

If Family Membership, please list names of family members who desire membership cards \_\_\_\_\_

Also, please select one or more of the Committees listed below to which you could appropriate some time and apply your talent:

- Conservation - Stream improvement, conservation education, special projects.
- Jeremy's - Maintain fishing census records and insect collection
- Outdoor Facilities - Maintain rearing pool and secure private waters
- Legislative - Represent CFFA interests to state and local governments
- Program - Provide entertaining and educational programs for regular and special meetings
- Indoor Facilities - Maintain and arrange for meeting places
- Membership - Solicit members, maintain lists and other related tasks
- Publicity - Plan and execute public relations and advertising
- Fund Raising - Plan and execute programs to enhance club treasury

Mail application and check to:

John Blake, Membership Chairman  
P.O. Box 3191  
Hartford, Ct. 06103



CONNECTICUT FLY FISHERMEN'S ASSOCIATION

"Organized to Preserve and Promote the Pleasures and Traditions of Fly fishing and to Conserve Game-Fish Waters."

**Attention** retailers, wholesalers, and other businessmen involved in merchandising fishing or sporting equipment.

You can now reach 500\* hard-core fishermen at one time with our low ad rates. You would have to advertise in a newspaper with at least a 5,000 circulation to do this, and at increased expense.

Advertise now in the CFFA newsletter,

# Lines and Leaders

LINES AND LEADERS is distributed monthly (9 per year -- September thru May) to all members and allies of conservation. Your ad can be inside! At \$5.00 per issue (\$40.00 for all 9 issues) for a business card size ad, how can you go wrong?

Fill out the ad form below and mail together with your check and business card. Your ad can be in the next issue. (Deadline is the 15th of the month).

\* All members are encouraged to patronize all advertisers.

I want my ad in your next \_\_\_\_ (number of issues). \*\*\*\*\*

Enclosed is my check in the amount of \$ \_\_\_\_\_, \* Single issue \$ 5.00 \*

payable to : **'CFFA'** \* Nine (9) issues \$40.00 \*

Mail ad form, check, and business card to: \*\*\*\*\*

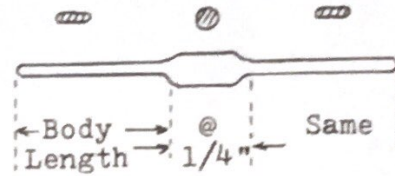
Donald Johnston  
9 Michael Drive  
Vernon, CT 06066



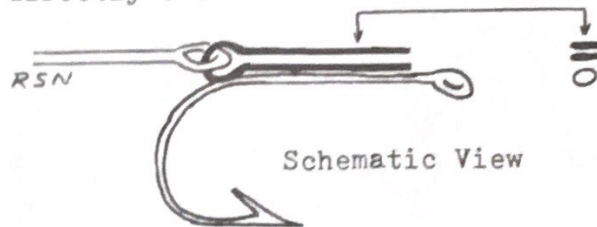
THE NYMPH THAT WIGGLES (continued from page 4)

Cross-Sectional View

Side View



The hinge is applied by tying one end on top of the thread-wrapped shank, the other end put through the ringed-eye of the abdominal hook, and then tied directly over the first end.



Schematic View

Since its introduction in 1971, the wiggle method of tying has been extended to nymphs other than mayflies, e.g., to damselflies and stoneflies, and also to woolly worms, matuka streamers, and Whitlock's Wiggle-Legs Frog.

In addition to its greatly increased action in the water, the wiggle style of tying absolutely prevents fouling of the hook while casting. Therefore it has great potential for salt water flies, where fouling is a recurring problem.

EXPERIMENT! WIGGLE! CATCH THEIR EYE! And please let me know your results. But don't tell me that catching the eye of a fish is snagging, illegal, and unsportsmanlike!




Hard to find Deer Masks, used to tie the super effective COMPARDUNS. Wood duck and Mallard skins. Pheasant skins: Ring Neck, Silver, Golden & Reeves.

Write:

Jacks Fly Materials  
10 Timber Lane  
Woodbridge, CT 06525

**Patronize Our Advertisers**



Mr. Ken Parkany  
503 Bush Hill Road  
Manchester, Conn. 06040

BULK RATE  
U.S. Postage  
PAID  
Permit No. 4914  
Hartford, Ct. 06101

CONNECTICUT FLY FISHERMEN'S ASSOCIATION, INC.  
P. O. BOX 42 - WINDSOR LOCKS, CONN. 06096



JANUARY 1977 CALENDAR

- January 5 Board of Director's Meeting
- January 7 Fly Tying School, see page 5
- January 12 CFFA Meeting, see page 1
- January 14 Fly Tying School, 2nd class
- January 15 Deadline for Lines and Leaders
- January 21 Fly Tying School, 3rd class
- January 25 Deadline for Banquet Reservations,  
see page 6
- January 28 Fly Tying School, 4th class

S	M	T	W	T	F	S
JANUARY						1
2	3	4	5	6	7	8
9	10	11	12	13	14	15
16	17	18	19	20	21	22
23	24	25	26	27	28	29
30	31					

COMING EVENTS

- February 4 Fly Tying School, 5th class
- February 5 Annual CFFA Banquet, see page 6
- February 11 Fly Tying School, 6th class

